














Year 11-12

Post 16 skills - A guide to help you get started

<p>1. THINK</p> <p>What will I do when I leave the Sixth Form? It's never too early to start thinking about this to plan your pathway.</p> 	<p>2. ANSWER</p> <p>These three questions:</p> <ul style="list-style-type: none"> • Why go? • What shall I study? • Where? 	<p>3. READ</p> <ul style="list-style-type: none"> • UCAS • The Careers and Enterprise Company • CareerMag • Youth Employment UK 	<p>4. READ</p> <p>Read the Getting into Your Top Choice booklet which has reading lists for all subjects.</p> 
<p>5. BUILD UP</p> <p>A portfolio of evidence that you are an independent learner, interested in challenging and sharing ideas, and keen on your chosen subject(s).</p> 	<p>6. LOOK AT</p> <p>Complete a MOOCs (Massive Open Online Courses – taster courses for university). Available at Future Learn and the coursera. Watch relevant Ted talks and subject websites (such as nrich.maths, and historytoday etc.).</p>	<p>7. KEEP ON TOP</p> <p>Of all your Year 12 work. It's what your application will be based on and your grades in Year 12 will be the basis for your predicted grades on your UCAS and other application forms – they matter!</p>	<p>8. GO TO</p> <p>Open Days, Taster Days and Summer Schools. Make a note of key things you learn there.</p> <ul style="list-style-type: none"> • University Open Days • UCAS Open Days • Open Day Calendar • University Taster Days • Sutton Trust Summer Schools 
<p>9. WATCH</p> <p>Use the PiXL presentation on 'How To Write A Strong Personal Statement' and start to draft your own – the earlier the better so you can refine it without rushing.</p> 	<p>10. WRITE</p> <p>Create your personal statement in May/June of Year 12. If you're still a bit short of evidence, you have the summer to sort that out.</p> 	<p>11. PREPARE</p> <p>If you are aiming for Oxbridge or for Med, Dental or Vet School, READ the PiXL advice on 'How to Prepare for Interviews'.</p> <p>Your applications need to be in by Oct 15th.</p> 	<p>12. SUBMIT</p> <p>The official deadline for non-early applicants (i.e. not applying for Oxbridge and/or Medics, Dentists and Vets) is January 30th but there is an advantage in getting a strong application in early, so aim for November 15th</p> 
<p>13. INVESTIGATE</p> <p>Student finance and make sure you understand how this will apply to you Student Finance England and Money Supermarket.</p>	<p>14. CONSIDER</p> <p>Offers carefully. Don't accept the easiest – go for the best. Aim for your top choice!</p> 	<p>15. GET</p> <p>The grades. It's a brilliant feeling when you've nailed your top choice and you'll never regret giving it your best efforts to do so.</p> 	<p>16. ENJOY</p> <p>The celebration! BEST OF LUCK!</p> 

THE PARK ACADEMIES TRUST

SIXTH FORM

Don't be anonymous...
...be remarkable

PiXL6
Gateway

